



Texas Early Mathematics Inventories

Progress Monitoring

FORM A
Version 2.0

Student Name




Magnitude Comparisons

Demonstrations

9	10	15	20	11	11
---	----	----	----	----	----





Practice

0

5

43

79

58

58

100

363

13

7

11

2

6

13

5

10

15

8

33

33

54

29

11

42

164

216

352

47

80

246

175

146

STOP



77 143

763 77

56 604

38 293

119 41

651 87

62 62

867 43

73 559

87 872

8 1

99 33

44 420

338 66

311 450

202 202



2 54

19 53

76 75

304 301

60 77

353 357

319 324

200 394

266 176

327 431

639 397

519 416

408 639

320 677

828 828

183 695



819 190

498 917

757 385

100 908

683 442

367 367

418 969

189 794

968 319

683 636

605 625

542 579

665 665

501 698

707 705

548 687



827 586

832 736

645 798

505 949

636 757

804 596

838 647

549 549

498 797

794 792

910 912

884 889

810 818

981 983

924 942

883 888





Number Sequences


Demonstrations

1 2 _____

15 _____ 17

_____ 102 103





Practice

___ 4 5

16 ___ 18

7 ___ 9

16 17 ___

54 ___ 56

197 198 ___

342 343 ___

___ 164 165

___ 180 181

330 331 ___

___ 451 452

318 319 ___

640 ___ 642

333 334 ___

___ 765 766





102 103 _____

_____ 10 11

5 6 _____

_____ 4 5

92 93 _____

184 185 _____

26 _____ 28

_____ 46 47

223 _____ 225

128 129 _____

123 _____ 125

129 130 _____

171 _____ 173

198 199 _____

_____ 284 285



256 257 _____

_____ 293 294

257 _____ 259

323 _____ 325

318 319 _____

_____ 453 454

398 _____ 400

391 392 _____

399 _____ 401

472 _____ 474

_____ 487 488

535 536 _____

_____ 437 438

501 502 _____

618 619 _____



671 ____ 673

____ 692 693

834 835 ____

722 ____ 724

728 729 ____

____ 935 936

815 816 ____

____ 708 709

976 ____ 978

962 ____ 964

898 899 ____

____ 942 943





Place Value

Demonstrations

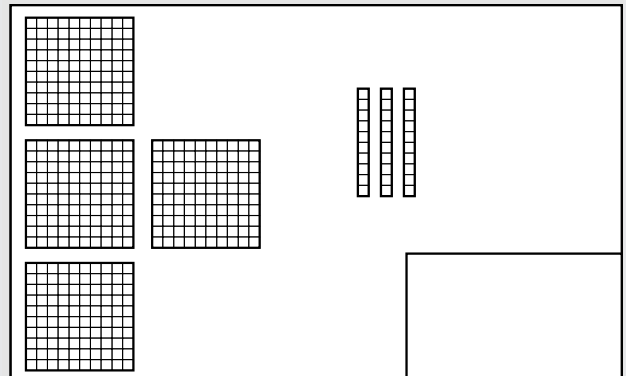
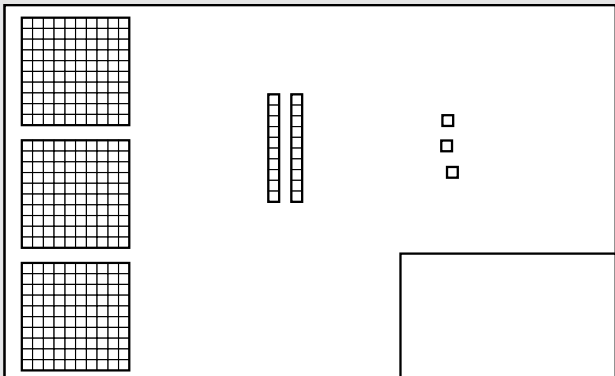
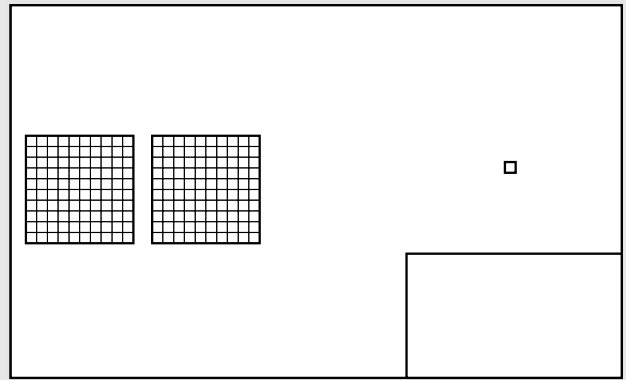
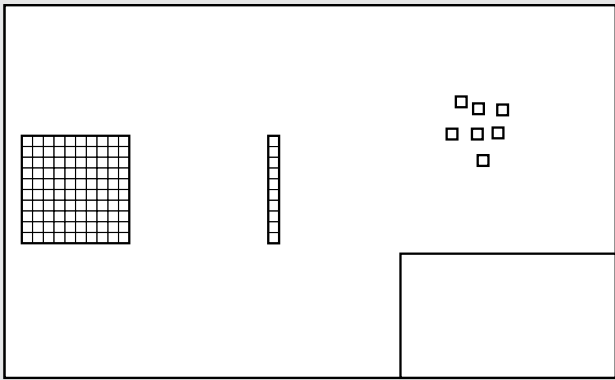
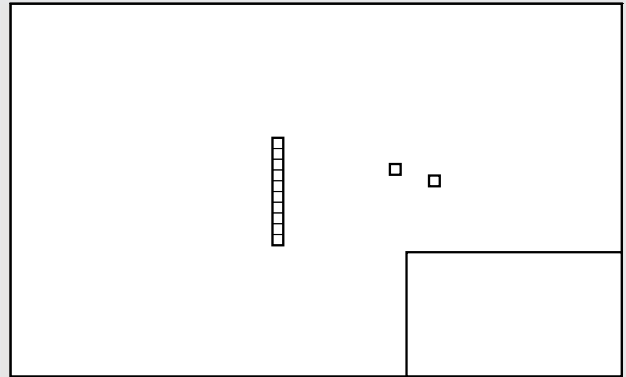
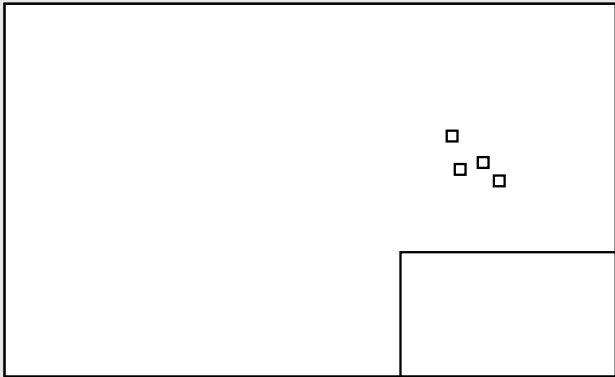
The diagram shows three place value charts arranged vertically. Each chart has a top section for tens and hundreds, and a bottom section for ones.

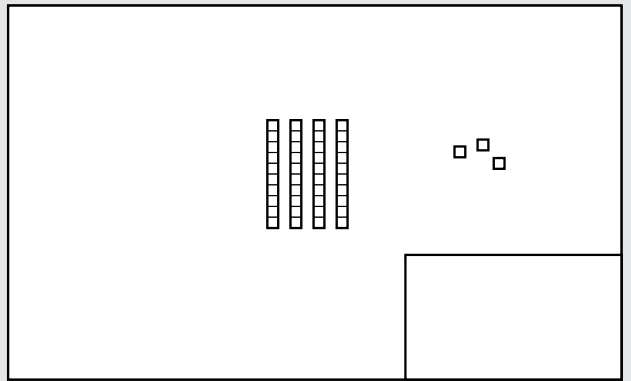
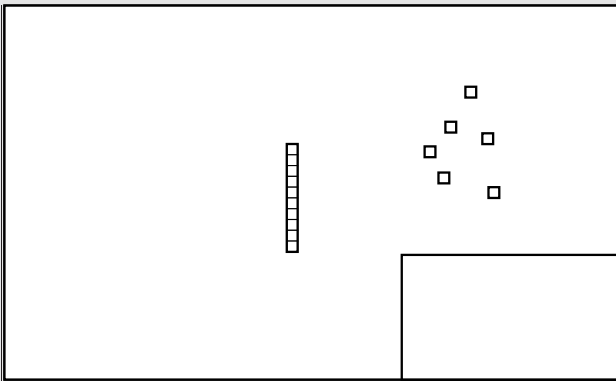
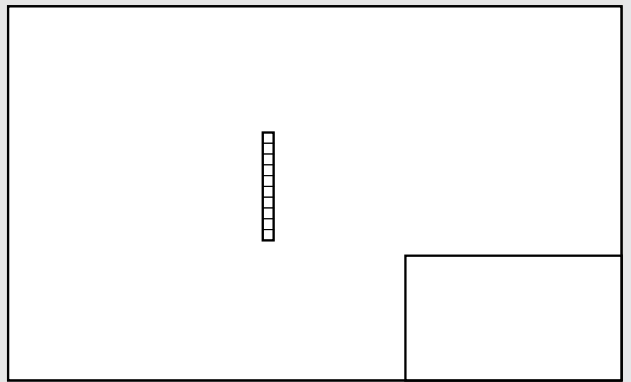
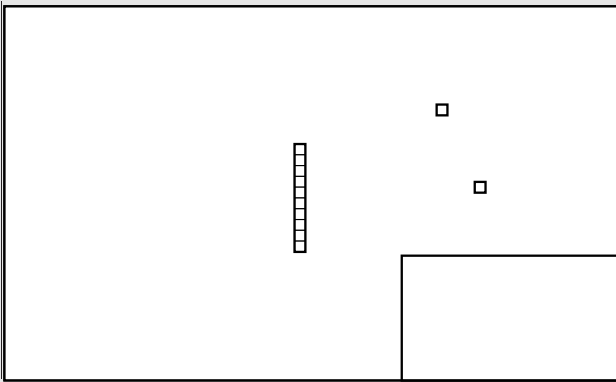
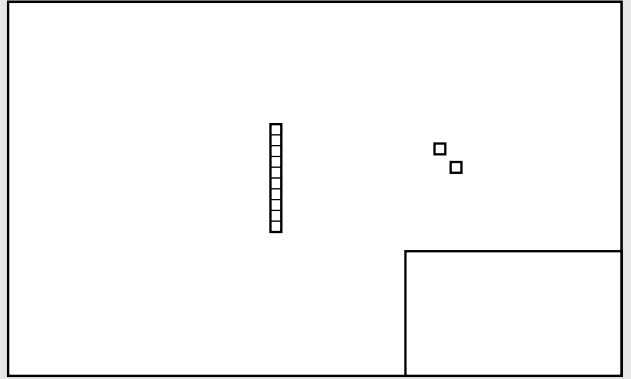
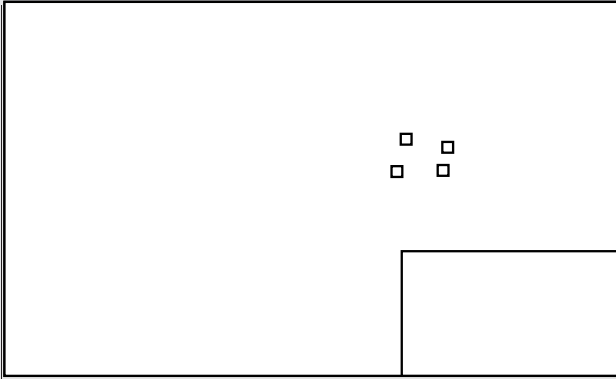
- Top Chart:** Shows 1 hundred block (a 10x10 grid), 1 ten block (a 1x10 grid), and 1 one block (a single square). This represents the number 101.
- Bottom Left Chart:** Shows 3 ten blocks (each 1x10 grid) and 2 one blocks (single squares). This represents the number 32.
- Bottom Right Chart:** Shows 1 hundred block (10x10 grid), 2 ten blocks (1x10 grids), and 5 one blocks (single squares). This represents the number 125.

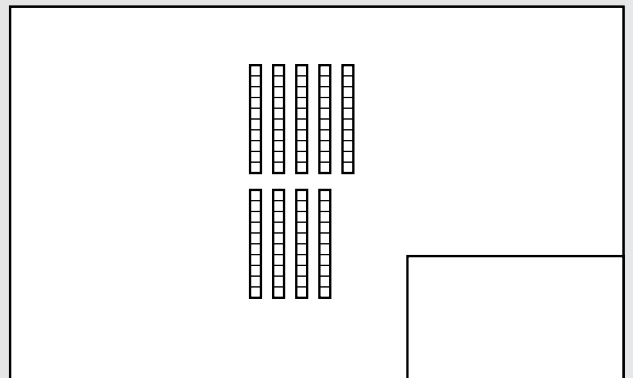
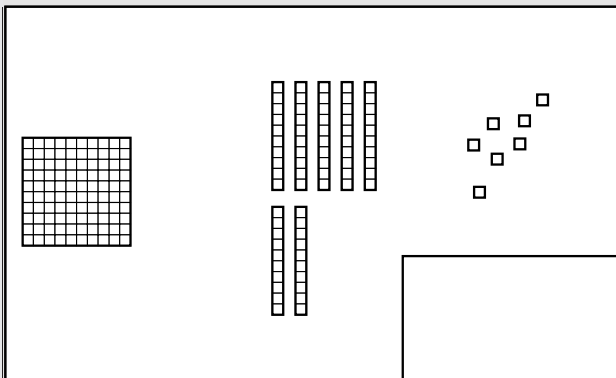
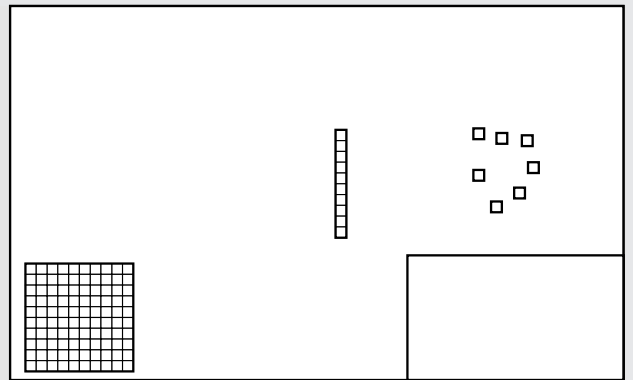
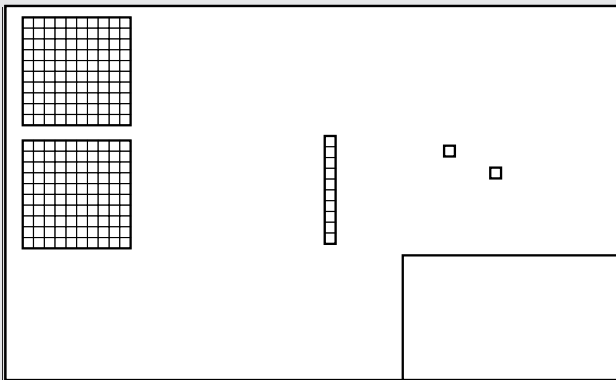
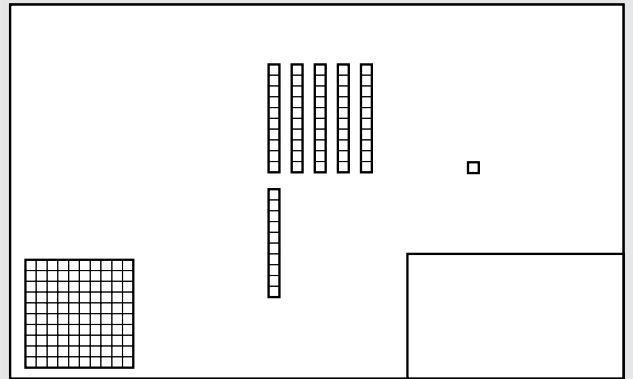
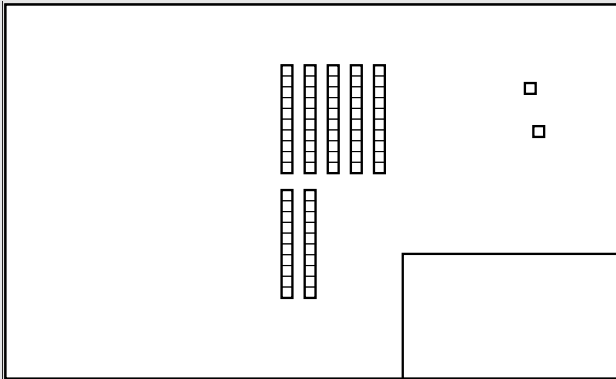


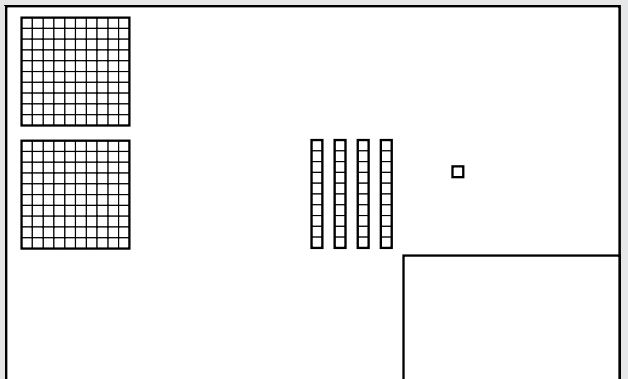
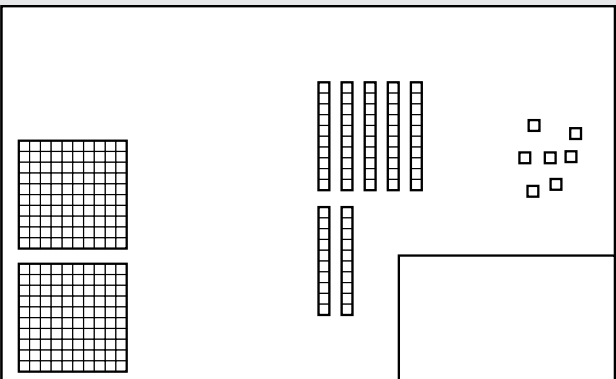
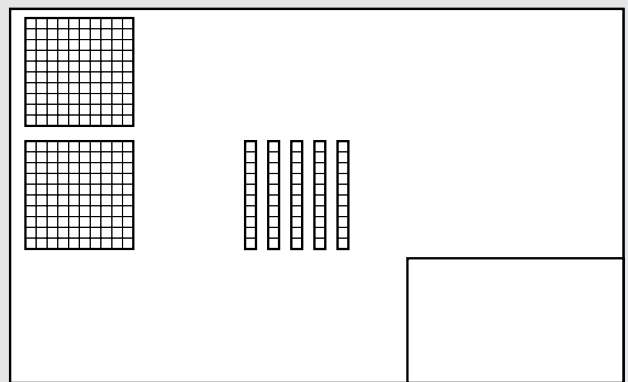
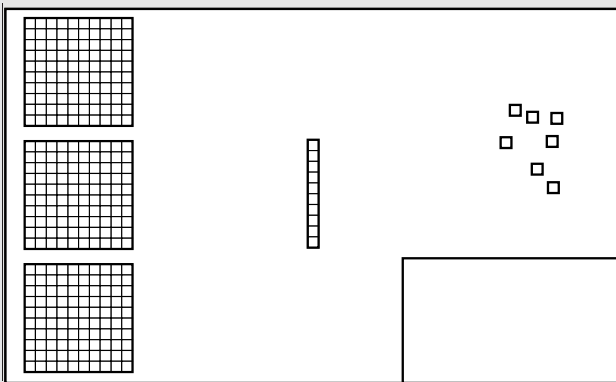
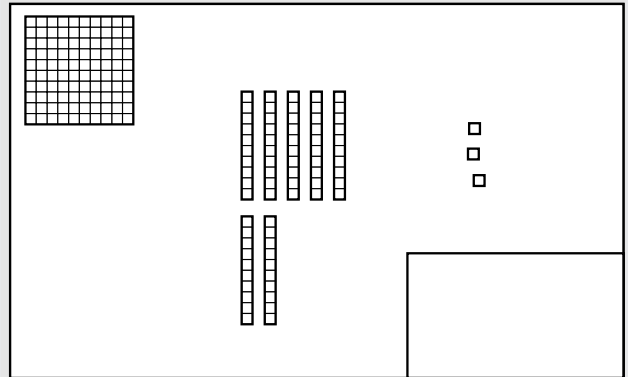
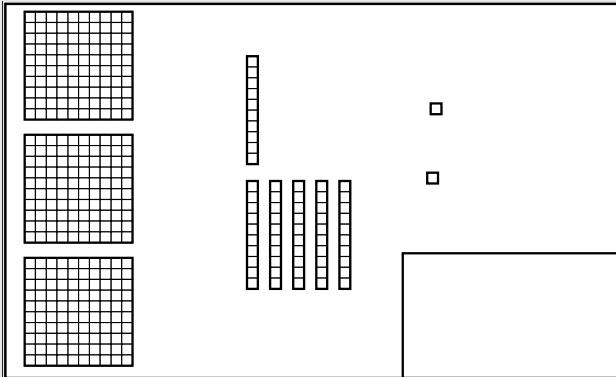


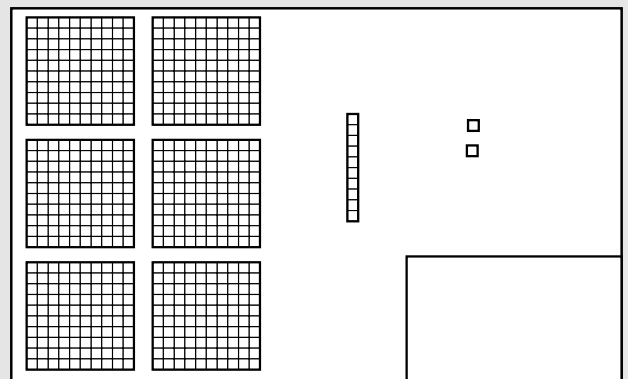
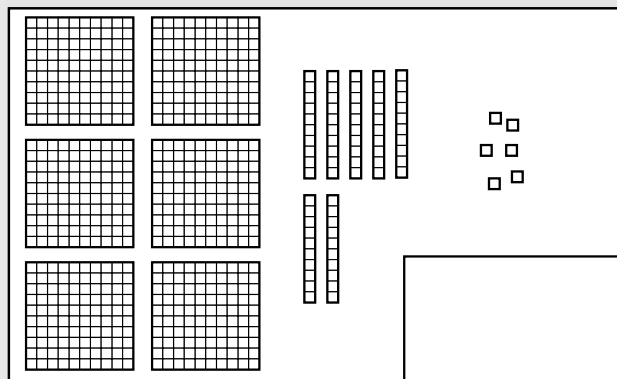
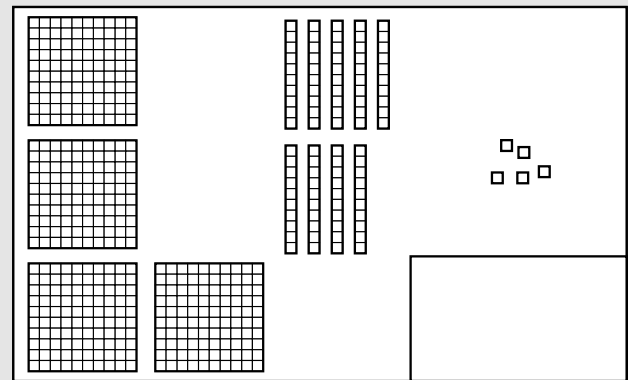
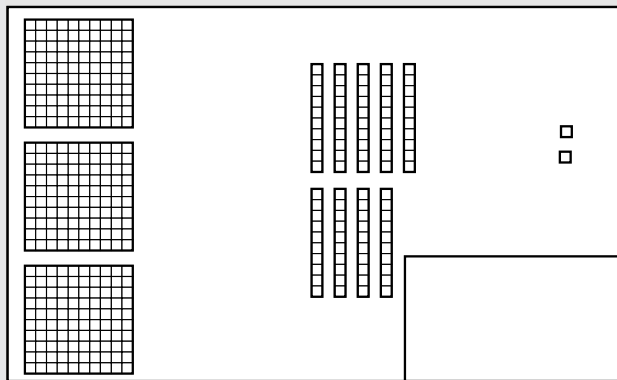
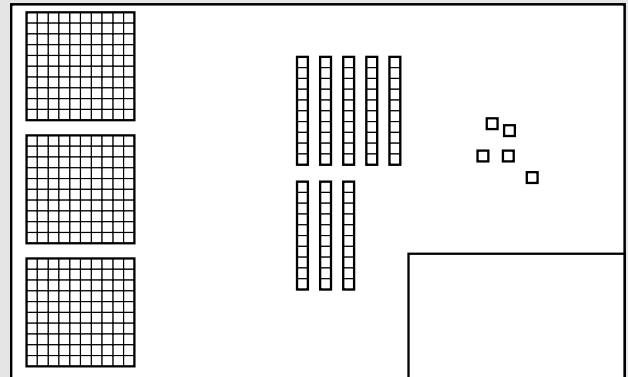
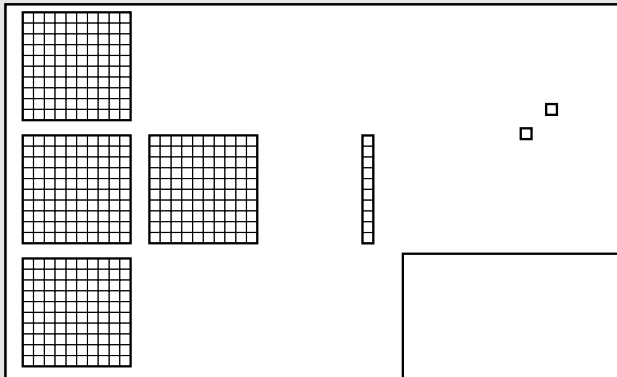
Practice

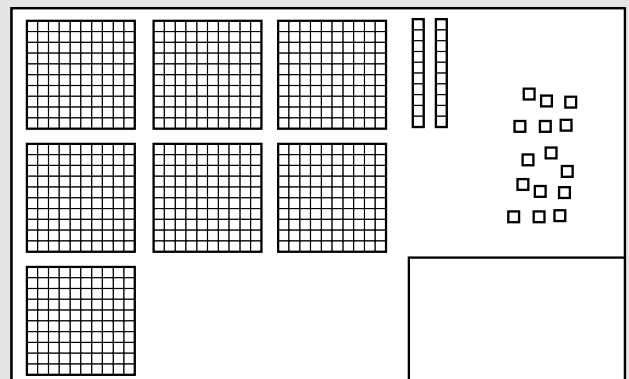
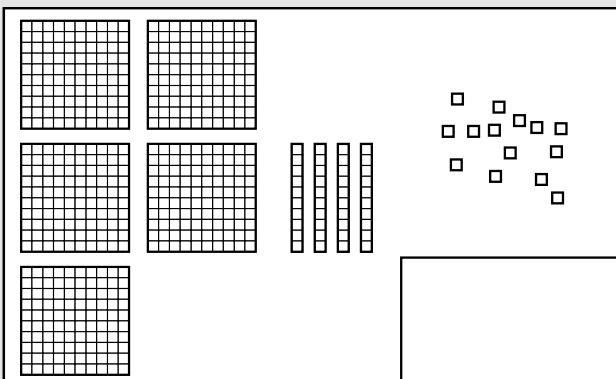
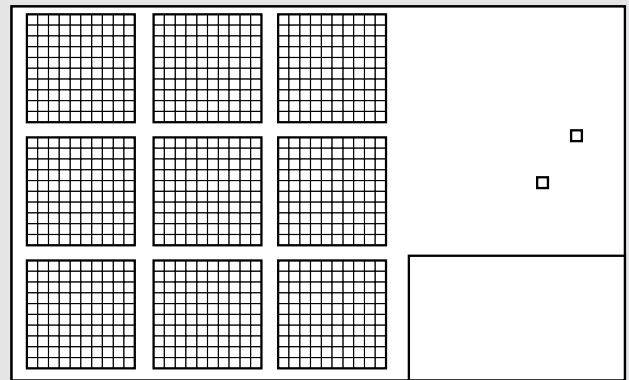
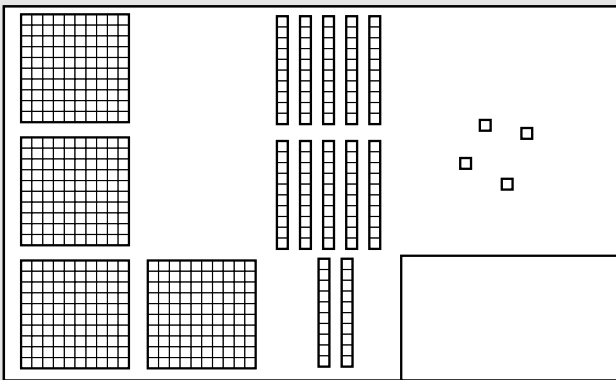
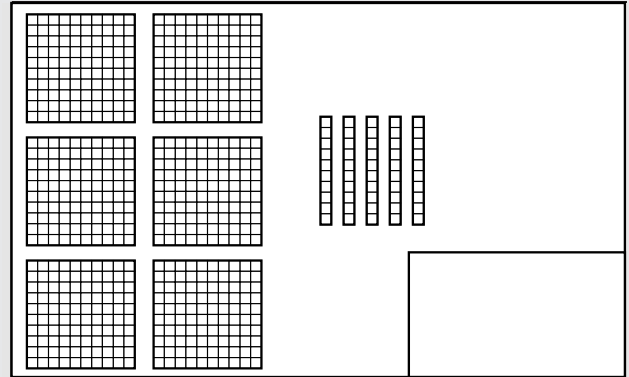
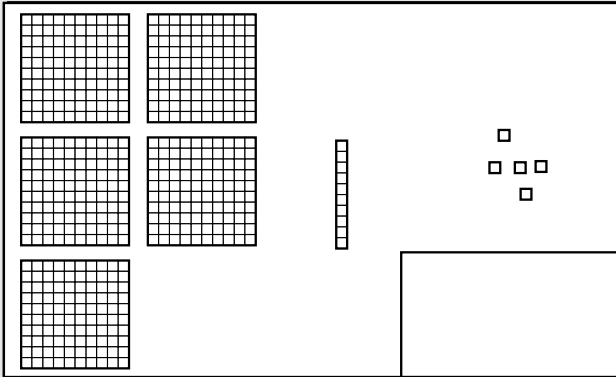


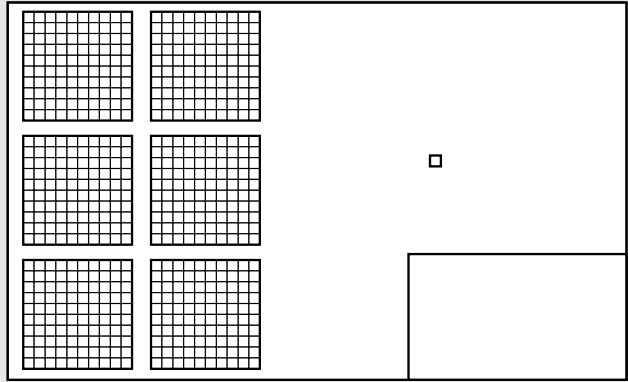
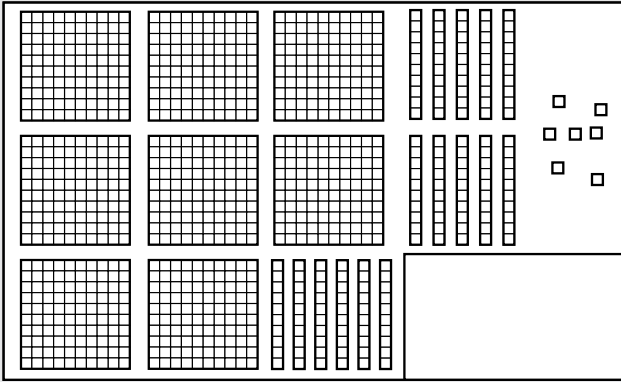














Addition/Subtraction Combinations

+

-

Demonstrations


$$\begin{array}{r} 1 \\ + 1 \\ \hline \end{array}$$

$$\begin{array}{r} 3 \\ - 2 \\ \hline \end{array}$$

$$\begin{array}{r} 3 \\ + 1 \\ \hline \end{array}$$

$$\begin{array}{r} 9 \\ - 9 \\ \hline \end{array}$$





Practice

$$\begin{array}{r} 1 \\ + 0 \\ \hline \end{array}$$

$$\begin{array}{r} 3 \\ - 2 \\ \hline \end{array}$$

$$\begin{array}{r} 3 \\ + 1 \\ \hline \end{array}$$

$$\begin{array}{r} 2 \\ - 1 \\ \hline \end{array}$$

$$\begin{array}{r} 4 \\ - 2 \\ \hline \end{array}$$

$$\begin{array}{r} 5 \\ + 0 \\ \hline \end{array}$$

$$\begin{array}{r} 0 \\ + 3 \\ \hline \end{array}$$

$$\begin{array}{r} 5 \\ - 1 \\ \hline \end{array}$$

$$\begin{array}{r} 2 \\ - 0 \\ \hline \end{array}$$

$$\begin{array}{r} 4 \\ + 3 \\ \hline \end{array}$$

$$\begin{array}{r} 1 \\ + 0 \\ \hline \end{array}$$

$$\begin{array}{r} 3 \\ - 0 \\ \hline \end{array}$$





$$\begin{array}{r} 0 \\ - 0 \\ \hline \end{array}$$

$$\begin{array}{r} 2 \\ + 0 \\ \hline \end{array}$$

$$\begin{array}{r} 0 \\ + 3 \\ \hline \end{array}$$

$$\begin{array}{r} 2 \\ + 2 \\ \hline \end{array}$$

$$\begin{array}{r} 3 \\ + 1 \\ \hline \end{array}$$

$$\begin{array}{r} 8 \\ + 1 \\ \hline \end{array}$$

$$\begin{array}{r} 7 \\ + 1 \\ \hline \end{array}$$

$$\begin{array}{r} 2 \\ + 6 \\ \hline \end{array}$$

$$\begin{array}{r} 4 \\ + 2 \\ \hline \end{array}$$

$$\begin{array}{r} 9 \\ - 0 \\ \hline \end{array}$$

$$\begin{array}{r} 4 \\ - 1 \\ \hline \end{array}$$

$$\begin{array}{r} 3 \\ - 1 \\ \hline \end{array}$$



$$\begin{array}{r} 3 \\ + 6 \\ \hline \end{array}$$

$$\begin{array}{r} 7 \\ - 1 \\ \hline \end{array}$$

$$\begin{array}{r} 2 \\ - 2 \\ \hline \end{array}$$

$$\begin{array}{r} 3 \\ - 2 \\ \hline \end{array}$$

$$\begin{array}{r} 8 \\ - 2 \\ \hline \end{array}$$

$$\begin{array}{r} 7 \\ - 3 \\ \hline \end{array}$$

$$\begin{array}{r} 5 \\ + 3 \\ \hline \end{array}$$

$$\begin{array}{r} 6 \\ - 2 \\ \hline \end{array}$$

$$\begin{array}{r} 6 \\ - 6 \\ \hline \end{array}$$

$$\begin{array}{r} 1 \\ + 9 \\ \hline \end{array}$$

$$\begin{array}{r} 4 \\ - 3 \\ \hline \end{array}$$

$$\begin{array}{r} 6 \\ - 3 \\ \hline \end{array}$$



$$\begin{array}{r} 8 \\ - 8 \\ \hline \end{array}$$

$$\begin{array}{r} 3 \\ + 8 \\ \hline \end{array}$$

$$\begin{array}{r} 2 \\ + 8 \\ \hline \end{array}$$

$$\begin{array}{r} 9 \\ + 8 \\ \hline \end{array}$$

$$\begin{array}{r} 7 \\ + 7 \\ \hline \end{array}$$

$$\begin{array}{r} 10 \\ - 8 \\ \hline \end{array}$$

$$\begin{array}{r} 5 \\ + 3 \\ \hline \end{array}$$

$$\begin{array}{r} 9 \\ + 9 \\ \hline \end{array}$$

$$\begin{array}{r} 9 \\ + 6 \\ \hline \end{array}$$

$$\begin{array}{r} 7 \\ - 6 \\ \hline \end{array}$$

$$\begin{array}{r} 2 \\ + 9 \\ \hline \end{array}$$

$$\begin{array}{r} 12 \\ - 5 \\ \hline \end{array}$$



$$\begin{array}{r} 9 \\ + 6 \\ \hline \end{array}$$

$$\begin{array}{r} 8 \\ - 7 \\ \hline \end{array}$$

$$\begin{array}{r} 4 \\ + 9 \\ \hline \end{array}$$

$$\begin{array}{r} 17 \\ - 8 \\ \hline \end{array}$$



